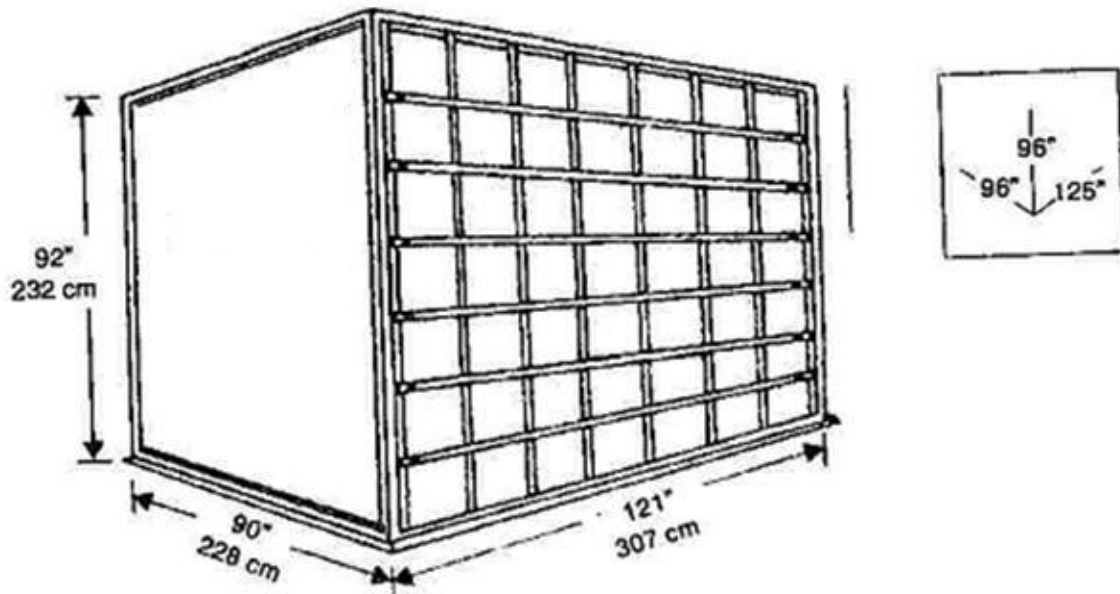




AIRCRAFT ULD'S DIAGRAM



AMA

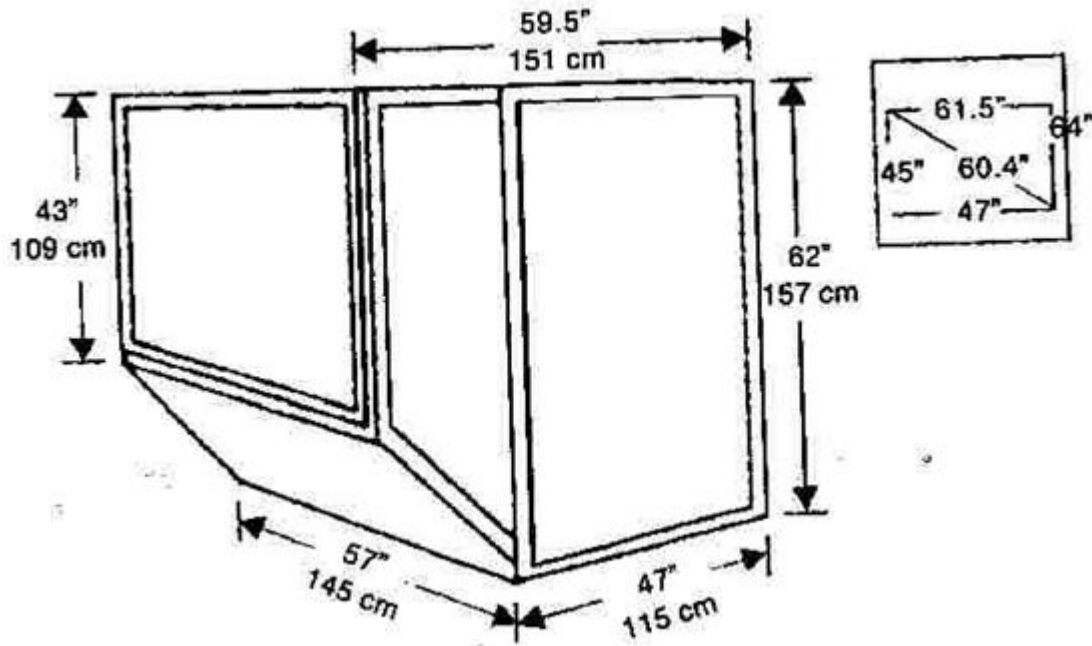
Wide body aircraft. Main deck pallet container. Suitable for the following aircraft:

Boeing 747F

Volume 580 cu.ft(16.4 cu.m)

Tare weight 350 kgs/770 lbs

Max Gross Weight 6804 kgs/15000 lbs



LD2

APE

Wide body aircraft. Half width lower deck pallet container.

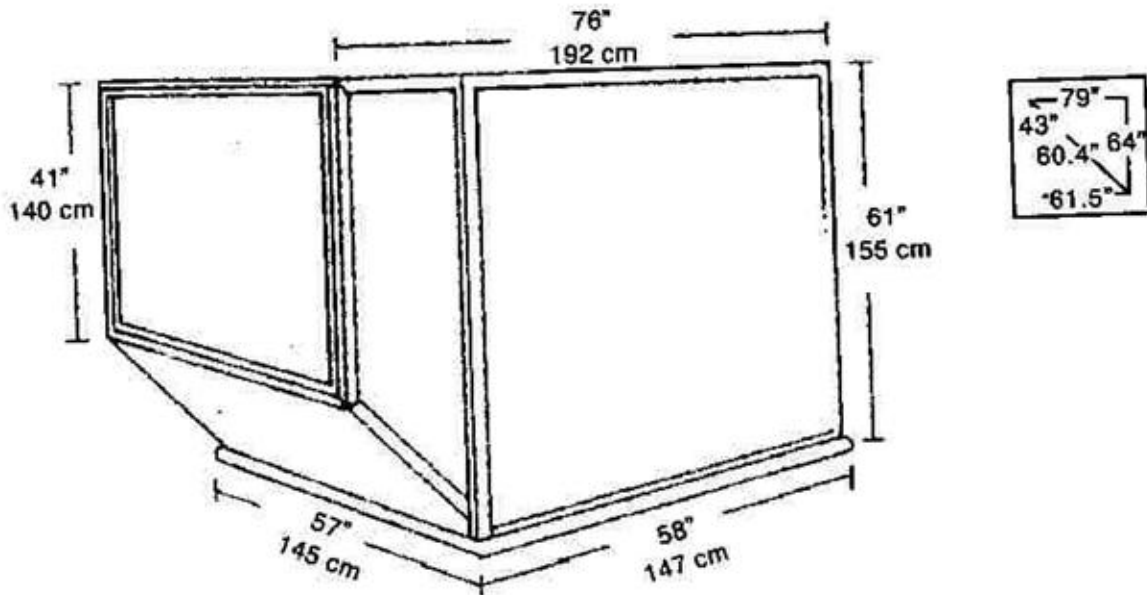
Suitable for the following aircraft:

Boeing 767

Volume 120 cu.ft(3.5 cu.m)

Tare weight 70 kgs/154 lbs

Max Gross Weight 1225 kgs/2700 lbs



LD3

AKE

Wide body aircraft. Half width lower deck pallet container.

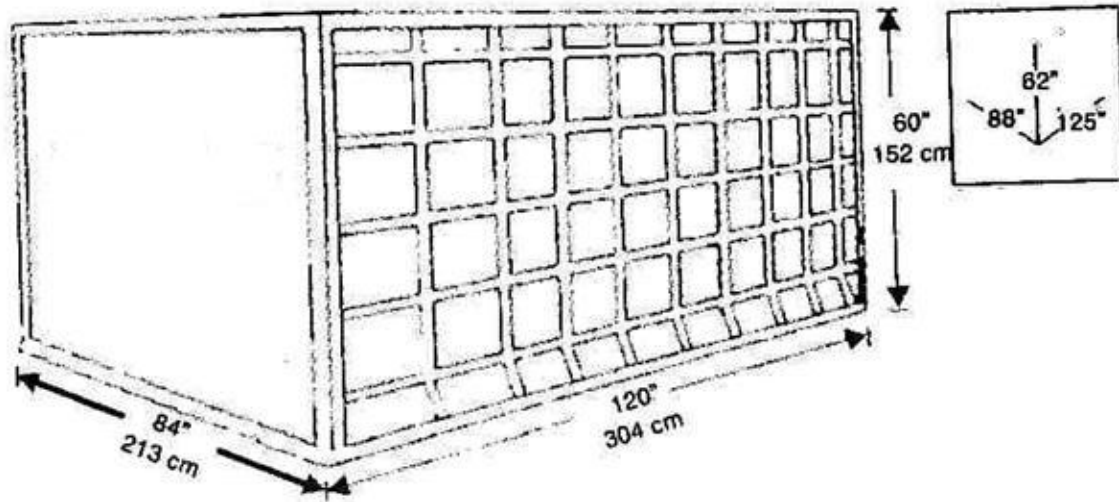
Suitable for the following aircraft:

Boeing 747, 767, 777

Volume 150 cu.ft (4.2 cu.m)

Tare weight 72 kgs/158 lbs

Max Gross Weight 1588 kgs/3493 lbs



LD9

AAP

Wide body aircraft. Full width lower deck pallet container.

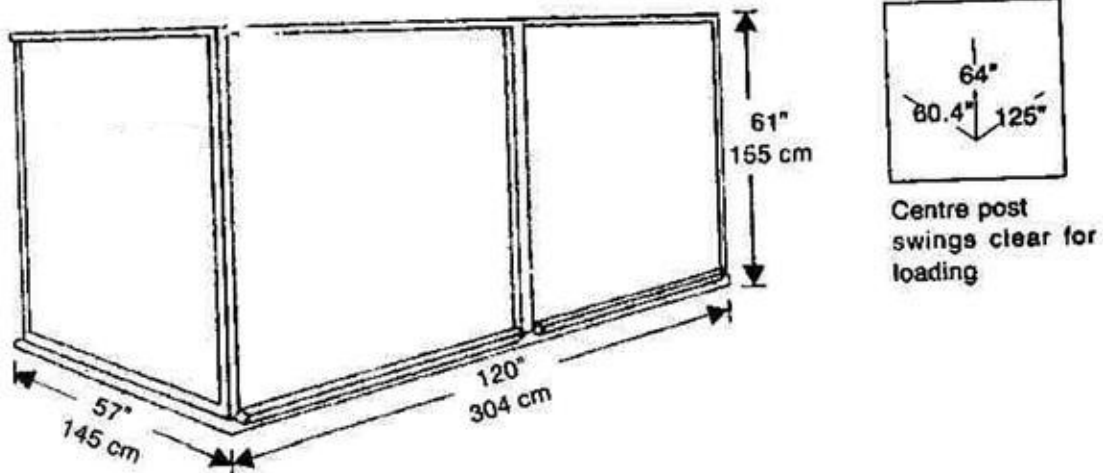
Suitable for the following aircraft:

Boeing 747, 767, 777

Volume 350 cu.ft (10.0 cu.m)

Tare weight 200 kgs/440 lbs

Max Gross Weight 8033 kgs/13273 lbs



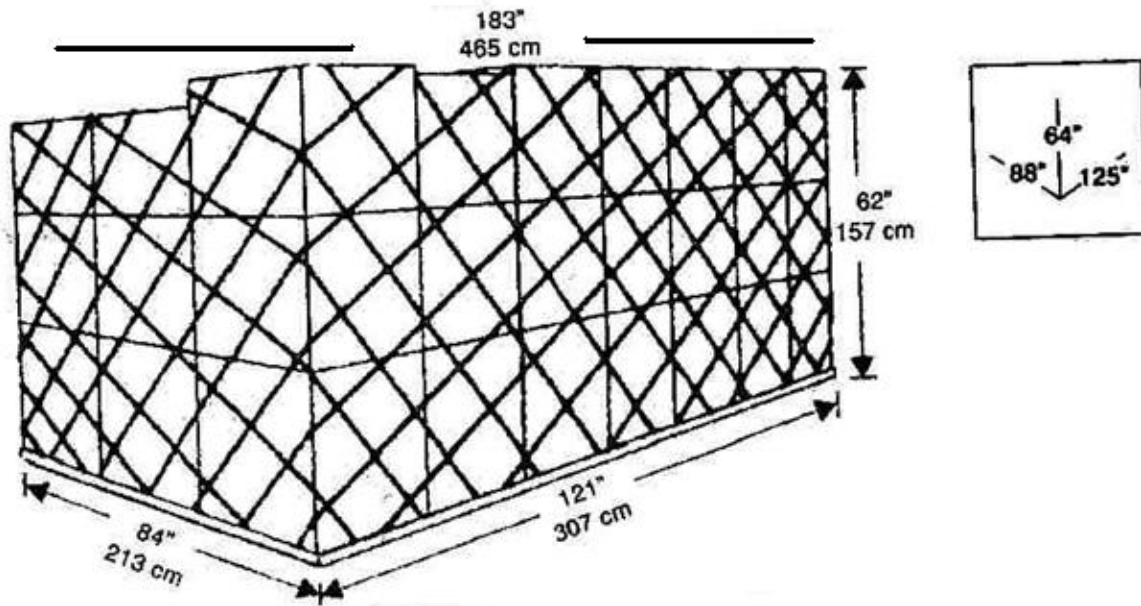
LD11

ALP/PLA

Wide body aircraft. ALP & PLA. Suitable for the following aircraft:

Boeing 747 & 777

ALP	PLA
Full width lower deck container	Full width lower deck pallet
Vol: 240 cu.ft 6.8 cu.m)	Vol: 245 cu.ft (7.0 cu.m)
Tare weight: 185kgs / 407 lbs	Tare weight: 73kgs / 161 lbs
Max Gross: 3176kgs / 6987lbs	Max Gross: 3176kgs / 6987lbs



PAP/PIP/PAG

Full width pallet with net. Suitable for the following aircraft:

Boeing 747, 767, 777

Volume 240 cu.ft (11.9 cu.m) (with allowable overhead) Tare weight

120 kgs / 264 lbs Max Gross Weight

6033 kgs / 13273 lbs 5103 kgs / 11227 lbs